



S210M STRIKE LOCK




Holding Force:	440 lbs (200kg)
Power Supply :	DC12V
Current Draw:	400mA
Door Signal :	YES (Monitored)
IP Rating:	IP40 (Dry Indoor)
Time Delay :	No
Security Type:	Power Off Lock (Fail-Secure)
Material:	Stainless Steel
Working Temperature:	-40 °C to 50 °C
Dimension:	160 (L) x 24 (W) x 31 (H) mm

S210MF STRIKE LOCK




Holding Force:	440 lbs (200kg)
Power Supply :	DC12V
Current Draw:	190mA
Door Signal :	YES (Monitored)
IP Rating:	IP40 (Dry Indoor)
Time Delay :	No
Security Type:	Power Off Unlock (Fail-Safe)
Material:	Stainless Steel
Working Temperature:	-40 °C to 50 °C
Dimension:	160 (L) x 24 (W) x 31 (H) mm

S230M STRIKE LOCK



Holding Force:	440 lbs (200kg)
Power Supply :	DC12V
Current Draw:	400mA
Door Signal :	YES (Monitored)
IP Rating:	IP40 (Dry Indoor)
Time Delay :	No
Security Type:	Power Off Lock (Fail-Secure)
Material	Stainless Steel
Working Temperature:	-40 °C to 50 °C
Dimension:	124 (L) x 32 (W) x 38 (H) mm
Available In:	S230W IP65 Waterproof (Unmonitored without micro switch)

S230MF STRIKE LOCK




Holding Force:	440 lbs (200kg)
Power Supply :	DC12V (Available in DC24V)
Current Draw:	190mA
Door Signal :	YES (Monitored)
IP Rating:	IP40 (Dry Indoor)
Time Delay :	No
Security Type:	Power Off Unlock (Fail-Safe)
Material:	Stainless Steel
Working Temperature:	-40 °C to 50 °C
Dimension:	124 (L) x 32 (W) x 38 (H) mm
Available In:	S230WF IP65 Waterproof (Unmonitored without micro switch)

S160M STRIKE LOCK



Holding Force:	440 lbs (200kg)
Power Supply :	12V (DC/AC)
Current Draw:	900mA to 1100mA
Door Signal :	No (Unmonitored)
IP Rating:	IP40 (Dry Indoor)
Time Delay :	No
Security Type:	Power Off Lock (Fail-Secure)
Material:	Stainless Steel
Working Temperature:	-40 °C to 50 °C
Other Features:	Adjustable Latch, Hold-Open Pin, Release Bar(Manual Unlocking Lever)
Dimension:	160 (L) x 24 (W) x 30.5 (H) mm

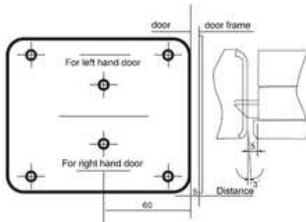
S250M STRIKE LOCK



Holding Force:	440 lbs (200kg)
Power Supply :	12V (DC/AC)
Current Draw:	900mA to 1100mA
Door Signal :	No (Unmonitored)
IP Rating:	IP40 (Dry Indoor)
Time Delay :	No
Security Type:	Power Off Lock (Fail-Secure)
Material:	Stainless Steel
Working Temperature:	-40 °C to 50 °C
Other Features:	Adjustable Latch, Hold-Open Pin, Release Bar(Manual Unlocking Lever)
Dimension:	250 (L) x 24 (W) x 30.5 (H) mm

EL-RL200 ELECTRIC RIM LOCK  
(LEFT & RIGHT)

Rain Shield



Holding Force:	440 lbs (200kg)
Power Supply :	DC12V
Current Draw:	1500mA to 3000mA
Door Status Sensor:	No
Door Signal:	No (Unmonitored)
Time Delay :	No
IP Rating:	IP 65 (Weatherproof)
Material:	Lock Body Iron, Cylinder & Latches Copper, Surface Spray Coating
Security Type:	Fail Secure
Working Temperature:	-40 °C to 50 °C
Weight:	2.1kg (4.6lbs)
Dimension:	165 (L) x 55 (W) x 106 (H)
Available In:	Right & Left

B100 BOLT ACTION LOCK



Holding Force:	2200 lbs (1000kg)
Power Supply :	DC12V
Current Draw:	900 mA
Holding Current:	360 mA
Door Status Sensor:	N.O/ N.C
Door Signal:	YES (Monitored, Built-In Delayed Egress Control Point)
Time Delay :	YES (0, 2.5, 5, 9 secs)
Security Type:	Power Off Unlock (Fail-Safe)
IP Rating:	IP40 (Dry Indoor)
Optional Bracket:	G100, G200S, G201S Glass Door Bracket
Dimension:	200 (H) x 40 (D) x 32 (W) mm

B500U BOLT ACTION LOCK



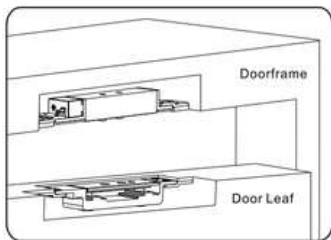
Holding Force:	2200 lbs (1000kg)
Power Supply :	DC12V
Current Draw:	960 mA
Holding Current:	180 mA
Door Status Sensor:	N.O/ C.O.M
Door Signal:	Yes (Monitored, Built-In Photoelectric Sensor)
Time Delay :	YES (0, 3, 6, 9 secs)
IP Rating:	IP40 (Dry Indoor)
Induction Distance:	Within 8mm
Security Type:	Power Off Unlock (Fail-Safe)
Working Temperature:	-20 °C to 60 °C
Application:	12mm Electrical Bolt for Fully Frameless Glass Door
Dimension:	150 (H) x 37 (D) x 40 (W) mm

ML200 ELECTRIC  
MOTORIZED LOCK



Holding Force:	882 lbs (400kg)
Power Supply :	DC12V to DC24V
Current Draw:	500mA max; Quiescent Current: 40mA max
LED:	Display Lock Status (Locking or Unlocking)
Door Magnetic:	Can detect the status of the bolt. If it doesn't properly locked, it will be locked automatically with beep sound after 6 secs.
Features:	Can be opened by access control, video door phone, mechanical key, exit button, & remotes etc.
Application:	It applies to left/right door, inward/outward opening door. Don't need to identify door's direction.
IP Rating:	IP 55 (Weatherproof)
Material:	Stainless Steel Mounting Face Plate & Rectangle Dead Bolt with Metal Gear
Security Type:	Fail Secure
Working Temperature:	-40 °C to 55 °C
Dimension:	200 (L) x 55 (D) x 30 (W)

SL500 SHEAR LOCK



Holding Force:	2600 lbs (1200kg)
Power Supply :	DC12V / DC24V
Current Draw:	900 mA
Output:	Lock Status Output: N.O & N.C ; Door Position Output: COM. & N.C
Door Signal:	YES (Monitored)
Time Delay :	YES (15 secs fixed)
IP Rating:	IP 65 (Weatherproof)
Operation Delay Time:	0.5 to 25 secs
Demagnetizer Design:	Instant demagnetized when power is off
Security Type:	Power Off Unlock (Fail-Safe)
Relock Function:	Max 60 times
Application:	All types of 90° to 180° doors
Working Temperature:	-30 °C to 50 °C
Optional Bracket:	UB500S, BR500S
Dimension:	182 (H) x 25 (D) x 30 (W) mm