



eLock-300

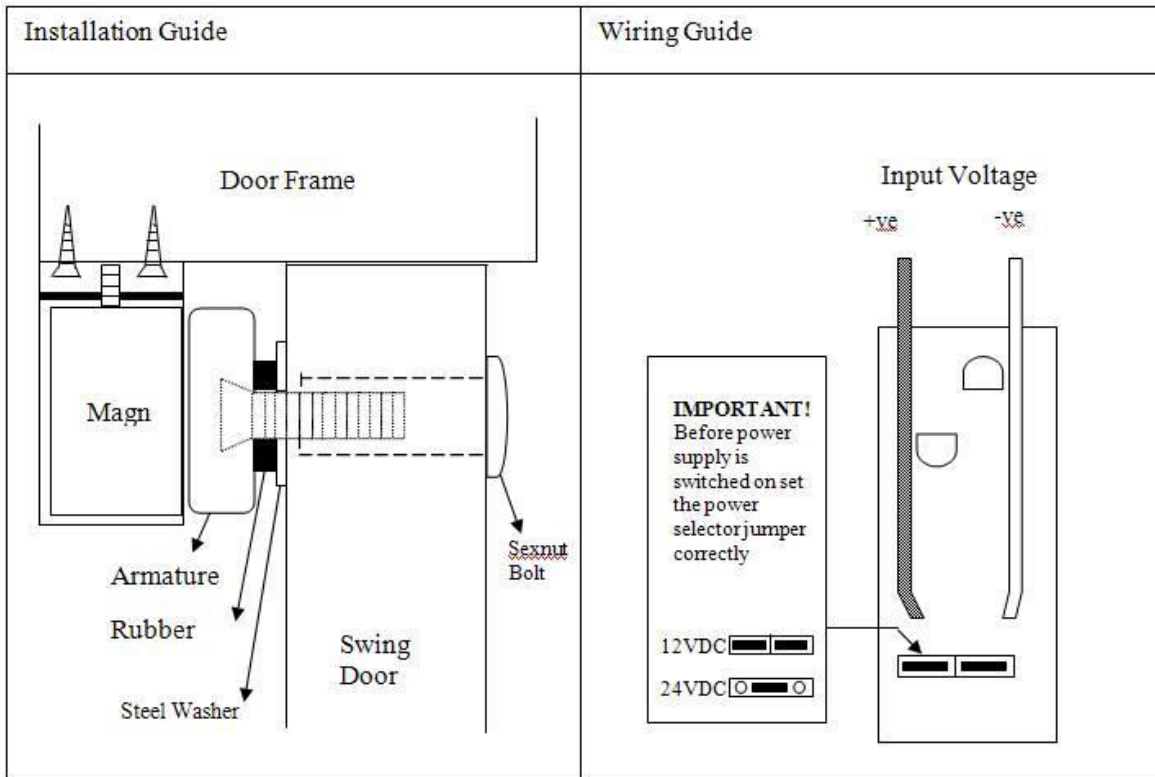
Features

eLock-300 electromagnetic locks offer cost effective solution with easy installation & suitable for variety of application . It has no moving parts thus keeping maintenance to a minimum.
All types of brackets are available to ease installation for both in-swing & out-swing doors.

Specification

- 300lbs holding force
- Dual voltage 12 & 24 Vdc
- Current drawn 330mA / 165mA
- MOV surge protection
- Fail-Safe type
- Miniature size suitable for small doors
- Dimension : -
Magnet : 170(L) X 40(W) X 22(D) mm
Armature Plate : 130(L) X 33(W) X 11(D) mm

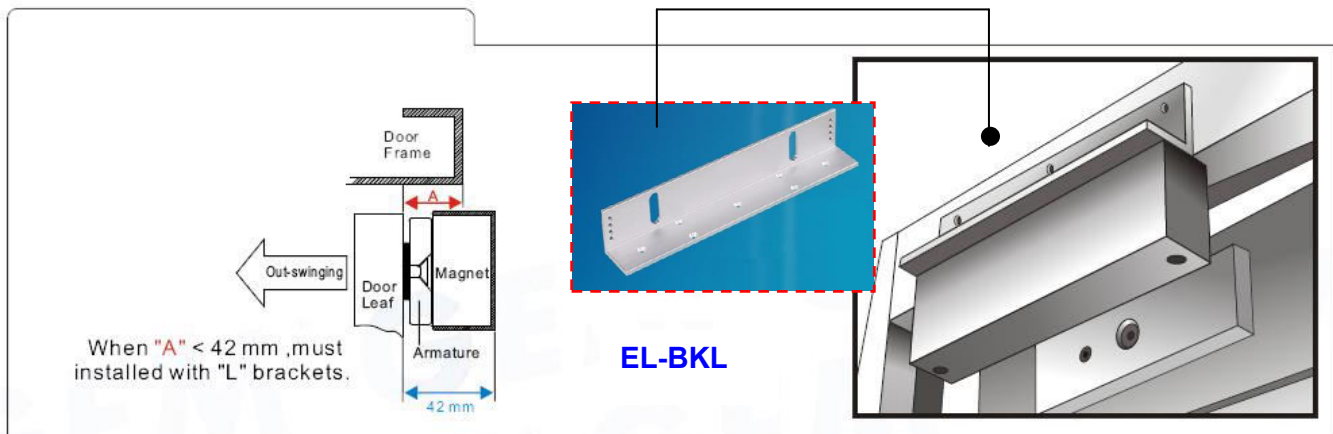
User Guide



Optional Brackets

EL-BKL (L Bracket)

- Adjustable "L" bracket for outward door when the header is narrow.
- Available for e-lock-300, 600 & 1200 Series



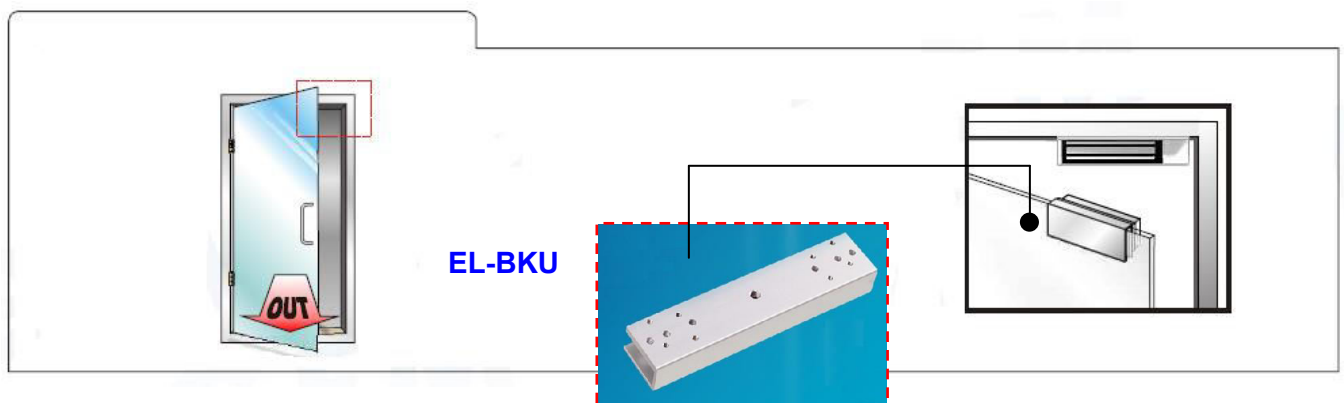
EL-BKZ (ZL Bracket)

- Adjustable "ZL" bracket for inward door application.
- Available for e-lock-300, 600 & 1200 Series application.



EL-BKU (U Bracket)

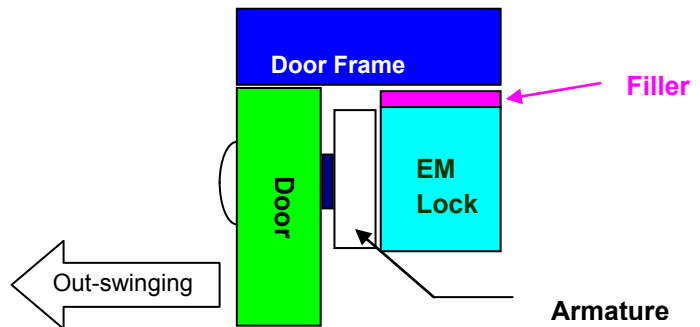
- Specially designed for glass door solution
- Available for e-lock-300 & 600 Series



Mounting Diagram

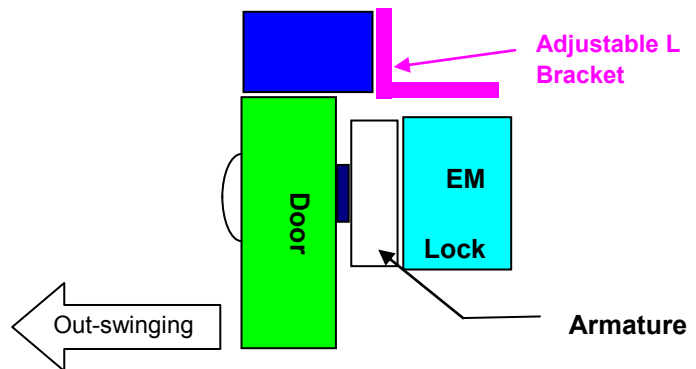
Standard Mounting:

- With Filler Plate attached on top of EM Lock.



L Bracket Mounting :

- Mounting with "Adjustable L Bracket" when Door frame is narrow.
- Mounting Procedure :-
Remove the original "Filler Plate" attached to EM Lock, replaced with " Adjustable L Bracket " set.



ZL Bracket mounting :

- Mounting with " ZL Bracket " for In-swing door application.
- Mounting Procedure :-
Remove the original "Filler Plate" attached to EM Lock, replaced with " Adjustable ZL Bracket " set.

